

PRODUCT DESCRIPTION



MLA08018060

MODULAR ENCLOSURE WITH POLYCARBONATE DOOR

*representative image

TECHNICAL CHARACTERISTICS

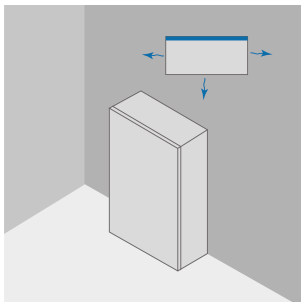
PRODUCT CODE	MLA08018060	
DESCRIPTION	MODULAR ENCLOSURE WITH POLYCARBONATE DOOR B800 X H1800 X P600	
MATERIAL	STAINLESS STEEL AISI 304 (1.4301)	
MATERIAL FINISHING	SCOTCH BRITE	
IP PROTECTION GRADE EN 60529	IP66	
IK RATING EN 62262	IK10	
NEMA RATING 250	4X	
UL/CSA UL508A CERTIFICATION, CSA C22.2 n° 14-13	NEMA 1.12.4.4X	
DIMENSIONS	WIDTH mm	800
	HEIGHT mm	1800
	DEPTH mm	600
VIEWING DIMENSIONS	WIDTH mm	560
	HEIGHT mm	1580
FRAME	THICKNESS mm	-
	PROFILED STRUCTURE WELDED ON MICRO-CAST TRIPOD	
DOOR	THICKNESS mm	1.5
	AIS1304 STAINLESS STEEL CONCEALED HINGES , OPENING SUP. 120°	
	POLYURETHANE GASKET (TEMPERATURE RANGE: -40°C + 90°C)	
BACK	THICKNESS mm	1.5
SIDES	THICKNESS mm	1.5
ROOF	THICKNESS mm	1.5
NUMBER OF DOORS	1	
NUMBER OF HINGES	4	
HANDLES	1	
LOCKING POINTS	4	
LOCK	ERGONOMIC HANDLE WITH 3 mm DOUBLE BIT LOCK	
SUPPLY KIT	GROUNDING ACCESSORIES AND PALLET PACKING	
PACKAGING	CARDBOARD	
WEIGHT (PLATE EXCLUDED)	m ³	89.40.00
VOLUME	Kg	1.26

(OPTIONAL) INTERNAL PLATE	PLATE CODE	MPE080180
	MATERIAL	GALVANIZED STEEL
	WIDTH mm	800
	HEIGHT mm	1720/1675
	THICKNESS mm	2.5
	OVERALL SIZE mm	28
	WEIGHT Kg	43.8

POWER DISSIPATION TABLES

POWER DISSIPATION

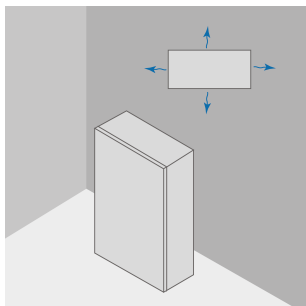
MAXIMUM DISSIPABLE POWER IN WATT (W) FOR ALLOWED OVERTEMPERATURE (T °) VALUES (EXTERNAL TEMP. + OVERTEMPERATURE = 60 ° C)



			REAR RAGAINST WALL			
W	H	D	OVERTEMPERATURE VALUES (dT)			
			25°C	30°C	35°C	40°C
mm	mm	mm	W	W	W	W
800	1800	600	529	634	740	845

POWER DISSIPATION

MAXIMUM DISSIPABLE POWER IN WATT (W) FOR ALLOWED OVERTEMPERATURE (T °) VALUES (EXTERNAL TEMP. + OVERTEMPERATURE = 60 ° C)



			ALL SIDES FREE			
W	H	D	OVERTEMPERATURE VALUES (dT)			
			25°C	30°C	35°C	40°C
mm	mm	mm	W	W	W	W
800	1800	600	546	655	764	873

download link CAD drawing: <https://www.compex.it/download/>

POWER DISSIPATION

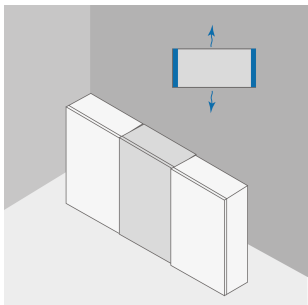
 MAXIMUM DISSIPABLE POWER IN WATT (W) FOR ALLOWED OVERTEMPERATURE (T °)
 VALUES (EXTERNAL TEMP. + OVERTEMPERATURE = 60 ° C)

EXTERNAL (COUPLED ENCLOSURES)			OVERTEMPERATURE VALUES (dT)			
W	H	D	25°C	30°C	35°C	40°C
			W	W	W	W
800	1800	600	497	596	695	794

POWER DISSIPATION

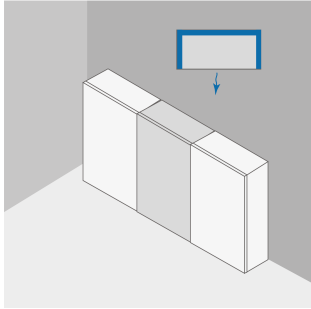
 MAXIMUM DISSIPABLE POWER IN WATT (W) FOR ALLOWED OVERTEMPERATURE (T °)
 VALUES (EXTERNAL TEMP. + OVERTEMPERATURE = 60 ° C)

EXTERNAL (COUPLED ENCLOSURES, REAR AGAINST WALL)			OVERTEMPERATURE VALUES (dT)			
W	H	D	25°C	30°C	35°C	40°C
			W	W	W	W
800	1800	600	483	578	675	771

POWER DISSIPATION

 MAXIMUM DISSIPABLE POWER IN WATT (W) FOR ALLOWED OVERTEMPERATURE (T °)
 VALUES (EXTERNAL TEMP. + OVERTEMPERATURE = 60 ° C)

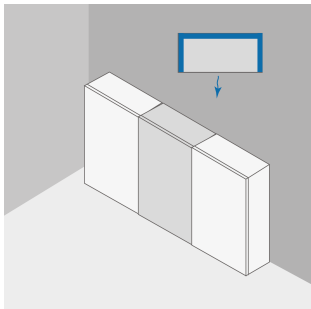
MIDDLE (COUPLED ENCLOSURES)			OVERTEMPERATURE VALUES (dT)			
W	H	D	25°C	30°C	35°C	40°C
			W	W	W	W
800	1800	600	454	545	636	727

POWER DISSIPATION

 MAXIMUM DISSIPABLE POWER IN WATT (W) FOR ALLOWED OVERTEMPERATURE (T °)
 VALUES (EXTERNAL TEMP. + OVERTEMPERATURE = 60 ° C)


MIDDLE (COUPLED ENCLOSURES, REAR AGAINST WALL)			OVERTEMPERATURE VALUES (dT)			
W	H	D	25°C	30°C	35°C	40°C
			W	W	W	W
800	1800	600	436	524	611	699

POWER DISSIPATION

 MAXIMUM DISSIPABLE POWER IN WATT (W) FOR ALLOWED OVERTEMPERATURE (T °)
 VALUES (EXTERNAL TEMP. + OVERTEMPERATURE = 60 ° C)


MIDDLE (COUPLED ENCLOSURES, REAR AGAINST WALL), TOP NOT FREE			OVERTEMPERATURE VALUES (dT)			
W	H	D	25°C	30°C	35°C	40°C
			W	W	W	W
800	1800	600	289	347	406	463